



Model MB15EXS09

SPECIFICATIONS

ITEM	U.S.A.	METRIC
IMPACT ENERGY CLASS	1500 ft lbs	2000 J
OIL FLOW RANGE	15-25 gpm	56-95 lpm
HYDRAULIC PRESSURE (working)	2200 psi	152 bar
BLOWS PER MINUTE RANGE	360-800 blows per minute	
WEIGHT (with tool bit)	1100 lbs	453 kg
LENGTH (with tool bit)	71 in	1802 mm
TOOL WORKING LENGTH	18.3 in	466 mm
TOOL DIAMETER	3.3 in.	84 mm
SYSTEM RELIEF (cracking)	3000 psi	207 bar

NOTE: Weights, dimensions and operating specifications listed on this sheet are subject to change without notice. Where specifications are critical to your application, consult your dealer or the factory.

The MB15EXS adds the power of a 1500 ft lb class breaker to the high end of our 6-Series line. Designed for backhoes and excavators in the 14,000 - 26,000 lb range, the MB15EXS hits like a heavier breaker with one of the highest blow energy ratings in its class (see CIMA rating).

The MB15EXS is a great option for rental or sales to contractors looking for increased breaker production. Weighing only 1100 pounds, the MB15EXS can be used on both tractor loader backhoes and larger mini excavators.

The MB15EXS can also be adapted for underwater use with a field installable kit.

Features

Enclosed housing
Two moving parts
Narrow profile

Light weight
Lower oil flow range

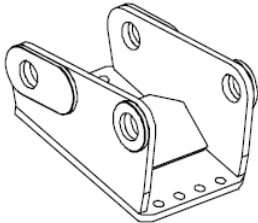
Field replaceable bushing

Benefits

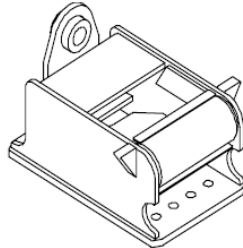
Eliminates damaging shocks to the carrier
Better performance, significantly less service required
Operator can work closer to the edge of trench or near a wall
Better visibility for operator
User can select lighter weight, less expensive carrier
Saves on fuel
Reduces deterioration
Increased efficiency
Easier field maintenance

ORDER INFORMATION

MODEL NO.	DESCRIPTION
MB15EXS03	Flange top, blank fire, custom brackets sold seperately
MB15EXS07	14" pin centers, blank fire, pin kits available
MB15EXS09	Wain Roy top, blank fire
MB15EXS09B	Wain Roy top, blank fire, black



14" Pin Centers Mounting Bracket
Part No. 30913



Wain Roy Mounting Bracket
Part No. 39056

ACCESSORIES

PART NO.	DESCRIPTION
66661	Tool - conical
66662	Tool - cross cut chisel
66663	Tool - line cut chisel
66664	Tool - blunt
66665	Tool -moil

CARRIER SIZE



Backhoes 14,000 to 26,000 lb
6350 to 11,793 kg



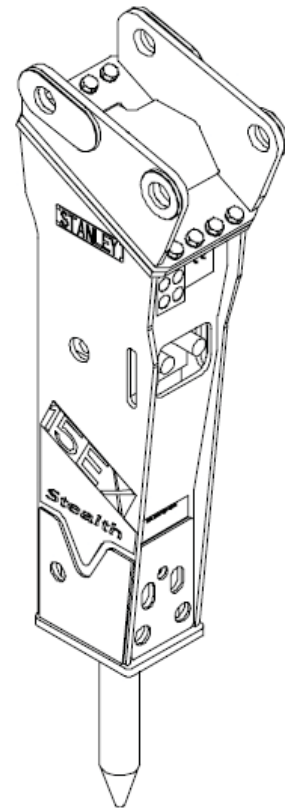
Excavators 14,000 to 26,000 lb
6350 to 11,793 kg



WARRANTY

Stanley tools and associated parts carry a limited warranty against defects in materials and workmanship for a period of 12 months from the date of purchase.

Stanley Hydraulic Tools reserves the right to repair or replace only those parts which prove to have been defective at the time of purchase. This warranty becomes void if maximum voltage and current ratings are exceeded.



All Stanley Hydraulic Tools, parts, accessories and allied equipment are subject to design improvements, specification and price changes at any time without notice and with no obligation to units already sold. Weights, dimensions and operating specifications listed herein are subject to change without notice. Where specifications are critical to your applications, please consult Stanley Hydraulic Tools.

STANLEY

Hydraulic Tools

Visit our website at www.stanleyhydraulic.com

Stanley Hydraulic Tools
3810 S.E. Naef Road
Milwaukie, Oregon 97267
Tel 503-659-5660
Fax 503-652-1780