

STANLEY*LaBounty***Bucket Linkage Shears****BLS Series****SPECIFICATIONS**

Model	(1) Excavator Weight (Approx.)		(2) Attachment Weight		(3) Jaw Opening (Approx.)		Jaw Depth		(4) Throat Tons	(4) Apex Tons	(4) Tip Tons
	Lbs.	(M Tons)	Lbs.	(Kg)	in.	(mm)	in.	(mm)			
BLS 2000	40-65,000	(18-29)	3,000	(1,364)	15-20	(381-508)	19.5	(495)	320	130	70
BLS 3000	65-85,000	(29-38)	4,800	(2,182)	17-22	(432-559)	23	(584)	404	152	86

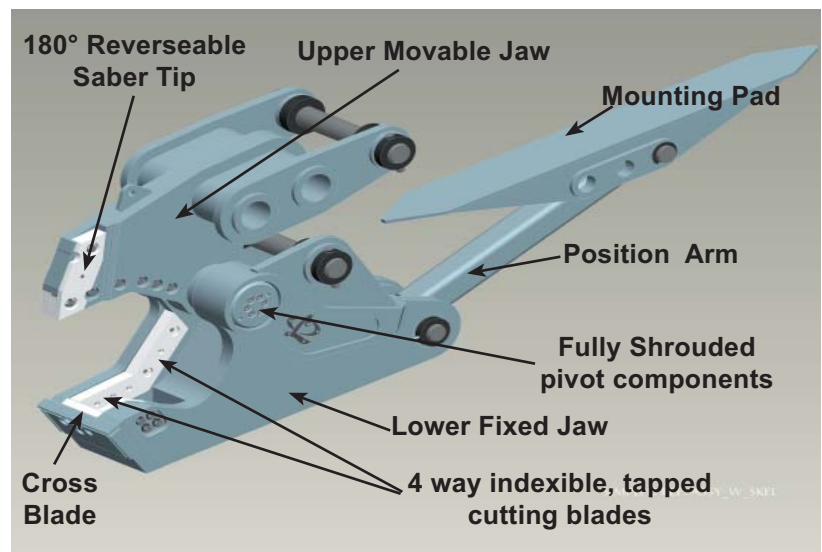
(1) Excavator weight recommendation is based on standard excavator weights and boom and/or arm lengths. All applications must be approved by Stanley prior to sale. (2) Weights, dimensions and operating specifications listed here will vary depending upon the mounting configuration. All specs are subject to change without notice. Where specifications are critical to your application, please consult Stanley LaBounty. (3) Actual jaw openings will vary, depending upon excavator mount, pad location, etc. (4) Actual tonnages vary depending upon excavator linkage and performance.

Stanley LaBounty® BLS Bucket Linkage Shears are specifically designed for cutting light to medium size material such as structural steel, pipe, rebar, tires and concrete. Ideal applications for the BLS 2000 and BLS 3000 include scrap processing and demolition clean up. BLS shears allow contractors to get maximum utilization out of their base machines without having to significantly modify their structure or hydraulics.

Uses Excavator Cylinder, and Linkage. BLS shears use the excavator bucket cylinder and linkage, making installation and operation quick and simple. Because no modifications are made to the linkage, interchanging attachments such as buckets, LaBounty Concrete Pulverizers, Grapples and Wood Shears is possible. In addition, BLS Shears mount directly to the pads already in use with those attachments.

No Additional Hydraulics Required. The BLS 2000 and BLS 3000 pin in place of the excavator bucket, eliminating the need for additional hydraulics. A mounting pad welded to the bottom of the excavator arm attaches to the shear's rear mounting bracket via the connecting link.

Mounting Versatility. BLS mounts are configured to work with several different groups of excavator makes and models within the same weight class. Please see the tables on the back page or consult LaBounty or your authorized LaBounty Distributor for more information.



Other Features, Accessories and Wear Parts

- Removable Main Pin.
- Pin, spool and bushing kits to mount onto other excavator brands within the same weight class (see tables below).
- Complete Blade kits available for lower cost.

BLS Operation. BLS Bucket Linkage Shears replace the excavator bucket and operate with the same controls - no additional hydraulics are required. The bucket dump control operates the BLS's open (Fig. A). The bucket curl control operates the BLS's close (Fig. B).

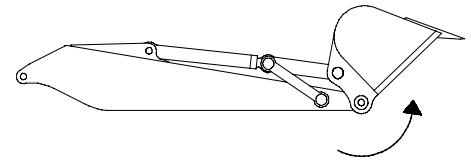


Fig. A

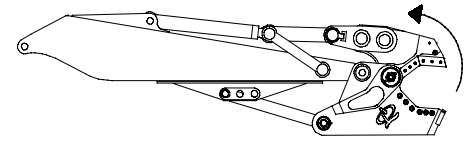
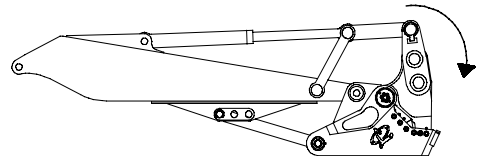


Fig. B



Warranty: BLS Shears carry a limited warranty against defects in material and workmanship for 12 months or 1,500 hours from the date of purchase.

Stanley LaBounty reserves the right to repair or replace only those parts that prove to have been defective at the time of purchase.

Ask your Stanley LaBounty dealer to explain this warranty in detail.

BLS 2000 Mounting Options			BLS 3000 Mounting Options		
Multi Group #1 - Shear Assembly Part Number 182701			Multi Group #1 - Shear Assembly Part Number 181209		
Excavator	Opening	Mounting Kit P/N	Excavator	Opening	Mounting Kit P/N
Komatsu PC200-3/5/6/7	17.0"	182744	Cat 325 "C" Family	19.6"	TBD
Komatsu PC220-3/5/6/7	17.5"	182744	Cat 325 "CB" Family	18.9"	TBD
Cat 320 "B" Family	17.0"	TBD	Cat 330 "D" Family	19.2"	TBD
Hyundai R210-7	16.3"	TBD*	Cat 330 "DB" Family	18.3"	TBD*
Kobelco SK200	16.0"	TBD*	Hyundai R360	22.2"	TBD*
Daewoo/Terex 225/255	16.0"	TBD*	Kobelco SK330	19.8"	TBD*
Multi Group #2 - Shear Assembly Part Number TBD			Komatsu PC300-3/5/6/7	19.1"	182540
Excavator	Opening	Mounting Kit P/N	Multi Group #2 - Shear Assembly Part Number 183917		
Link Belt LS3400CII	16.0"	TBD*	Excavator	Opening	Mounting Kit P/N
Link Belt LS 3400Q	16.6"	TBD*	Hitachi EX300	19.6"	TBD*
John Deere 690D	16.0"	TBD*	Hitachi ZX330	18.8"	TBD*
Hitachi EX200	16.0"	TBD*	John Deere 892D/E	19.6"	TBD*
Daewoo/Terex 225/255	15.5"	TBD*	John Deere 330	18.8"	TBD*
Samsung SE 210	18.0"	TBD*	LinkBelt 4300Q	20.6"	TBD*
Komatsu PC200-3/5/6/7	15.0"	TBD*	LinkBelt LX330	17.1"	TBD*
Komatsu PC220-3/5/6/7	15.0"	TBD*	Terex 340	17.6"	TBD*
Cat 320 "B" Family	15.0"	TBD*	Volvo 330	18.2"	183919
Hyundai R210-7	14.5"	TBD*	Multi Group #3 - Shear Assembly Part Number 184158		
Kobelco SK200	14.5"	TBD*	Excavator	Opening	Mounting Kit P/N
Multi Group #3 - Shear Assembly Part Number TBD			Cat 330 "D" Family	16.6"	TBD*
Excavator	Opening	Mounting Kit P/N	Cat 330 "DB" Family	15.9"	TBD*
Cat 325 "C" Family	17.3"	TBD*	Komatsu PC300-3/5/6/7	16.9"	182540
Cat 324 "CB1" Family	16.4"	TBD*	Terex 340	20.7"	TBD*
Cat 325 "CB1" Family	16.4"	TBD*	Multi Group #4 - Shear Assembly Part Number 184164		
Hyundai R290	17.7"	TBD*	Cat 345 "F" or "T" Family	22.4"	TBD*
Kobelco SK220	17.7"	TBD*	Cat 345 "TB" Family	19.4"	TBD*
			Komatsu PC400-3/5/6/7	17.6"	184166

* TBD = To Be Designed

* TBD = To Be Designed

Approximate Appetite

Model	"1"-Beam	Plate	Solid Round	Pipe	Concrete
BLS 2000	10" (254mm)	5/16" (8mm)	1.5" (38mm)	8" (203mm)	10" (254mm)
BLS 3000	12" (305mm)	3/8" 10mm)	1 7/8" (48mm)	10" (254mm)	12" (305mm)

Stanley LaBounty

1538 Highway 2
Two Harbors, MN 55616 USA
Tel: 218-834-2123 or 1-800-522-5059
www.stanley-hydraulic-tools.com

